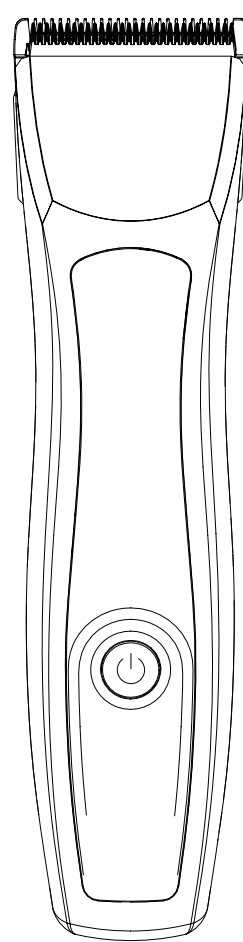




Model: PGC-538



CORDLESS ANIMAL CLIPPER

Pet Clipper

SHERNBAO PET PRODUCTS MFG CO., LTD.

No. 81 Fengyi Road, Lanjiang Street, Yuyao City, Ningbo City, Zhejiang Province

+86 21 33550685 / 33550686

WWW.SHERNBAO.COM

CLIPPER SPECIFICATIONS

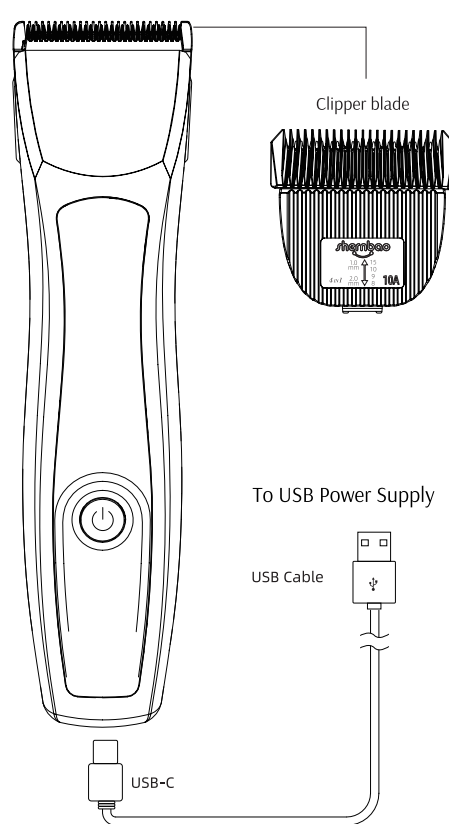
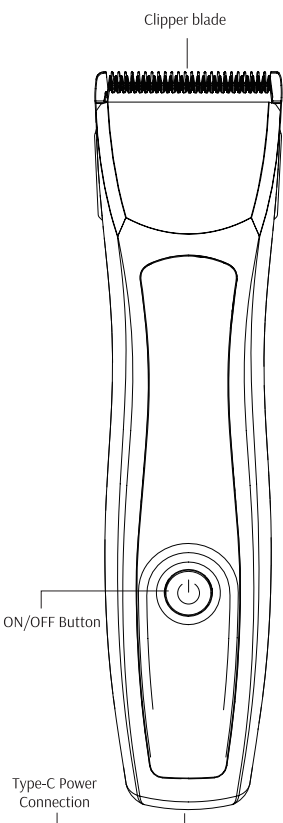
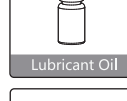
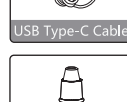
USAGE

Model	PGC-538
Input	5V 1A 5W Max
Lithium Battery	3.7V 2000mAh
Charge Time	180 minutes
Run Time	200 minutes
Speed	7000 SPM
Noise	≤ 65 dB
Package Includes	Clipper USB Type-C Cable - 1.5m / 4.9 feet. Cleaning Brush Lubricant Oil - 4ml / 0.14oz Manual Combs: 3/6/10mm

Push the switch lever and adjust it to the desired speed position to use the clipper.

- When the battery level is sufficient, the clipper can be operated cordless.
 - When the battery level is very low or there is no time to charge the clipper, it can be temporary operated with a cord like the corded version.
- * The battery will be charged simultaneously when the clipper operated with a cord.

Accessories:



CHARGING INSTRUCTION

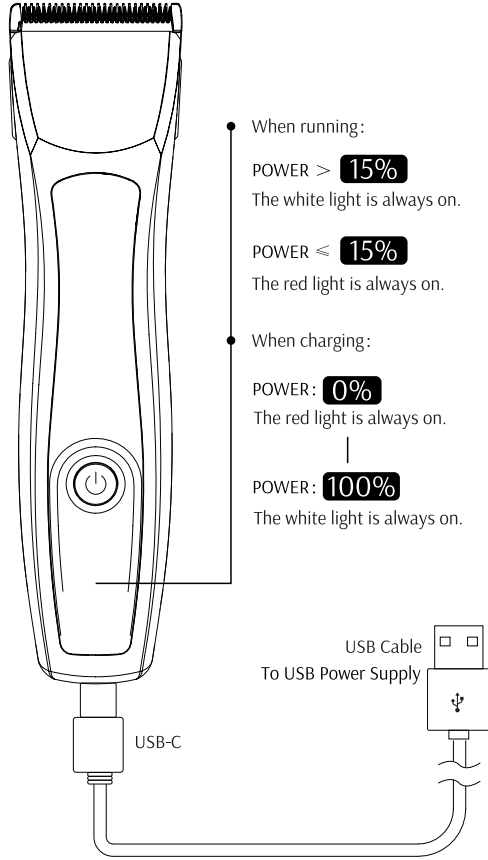
MAINTAINING BLADES

PGC-538 support working with cord and cordless, to meet the demands of long working hours. Cordless using is more convenient.

The clipper can be charged by charging cable and your power adaptor.

When fully charged, please remove the charging cable. Charging power from 0% to 180% takes only 150 minutes, convenient for you to use at any time.

During using the clipper with cord, it can be charged at the same time.



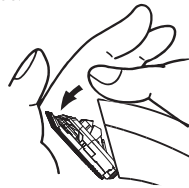
CAUTION:

Turn OFF the clipper and disconnect from outlet before performing maintenance.

BLADE REMOVAL, MAINTENANCE AND INSTALLATION

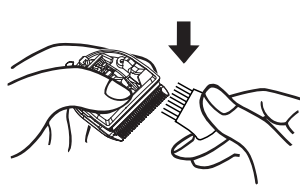
BLADE REMOVAL

Hold the clipper face up with one hand and press the blade down with thumb, then remove the blade into the other hand to avoid dropping the blade.

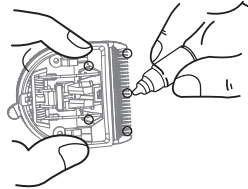


BLADE MAINTENANCE

1. Blade cleaning: Press and hold the top of the shear blade. Use the cleaning brush to clean hair between the shear blade and the fixed blade.



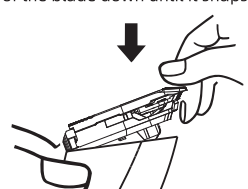
2. Blade oiling: Use 1-2 drops of lubricating oil on the 5 points shown below.



Do not detach the blade spring while maintaining to avoid malfunction.

BLADE INSTALLATION

Hold the clipper face down with one hand and place the bottom of the blade aligning the middle of the blade with the clipper. Push the front of the blade down until it snaps into place.



OPTIONAL BLADE SERIES

OPTIONAL ACCESSORIES

4-in-1 Style Blade

Ensure long lasting durability with a newer, safer High-tech manufacturing process, sharper, safer, ideal for all coats. Fit shernbao and most of other brands 4-in-1 style blade clippers.

Material:
 Comb blade: Stainless-Steel
 Shear blade: Titanium- Coating Ceramic

Thin blades (Adjustable)



10A

1.0mm 1.3mm 1.6mm 2.0mm
 (Same as: 15# 10# 9# 8#)
 (Item: 6614)



30A

Best for detailing & surgical prep work.
 0.3mm 0.6mm 1.0mm 1.5mm
 (Same as: 40# 30# 15# 10#)
 (Item: 9813)

Thick blades (Not Adjustable)



3F

12mm
 (Item: 9960)



4F

9mm
 (Item: 9844)



5F

6mm
 (Item: 9837)



6F

4.5mm
 (Item: 0094)



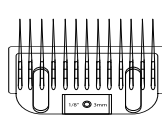
7F

3mm
 (Item: 9820)

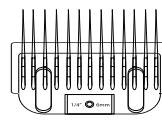
The use of ANDIS® and WAHL® or other product names or trademarks mentioned in this catalog is for informational and comparison purposes only. There is no association between SHERNBAO and these companies or their products.

STAINLESS STEEL ATTACHMENT GUIDE COMBS KIT

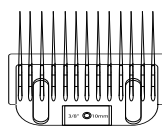
Model: ACK-002 (Item: #6645)



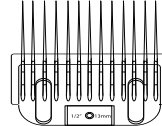
1/8" - 3mm



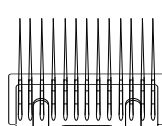
1/4" - 6mm



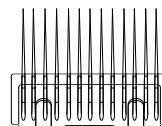
3/8" - 10mm




1/2" - 13mm



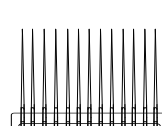
5/8" - 16mm



3/4" - 19mm



7/8" - 22mm



1" - 25mm

Work perfectly with SHERNBAO & Wahl® 5-in-1 Stainless Steel Attachment Guide Combs for additional cut lengths.

* Please adjust the FINE blade to the "40" position when using combs.
 * Please adjust the STANDARD blade to the "30" position when using combs.

ONLY can be used on smoothly brushed hair.

The use of ANDIS® and WAHL® or other product names or trademarks is for informational and comparison purposes only. There is no association between SHERNBAO and these companies or their products. ANDIS® is a registered trademark of Andis Company, and WAHL® is a registered trademark of Wahl Clipper Corporation.